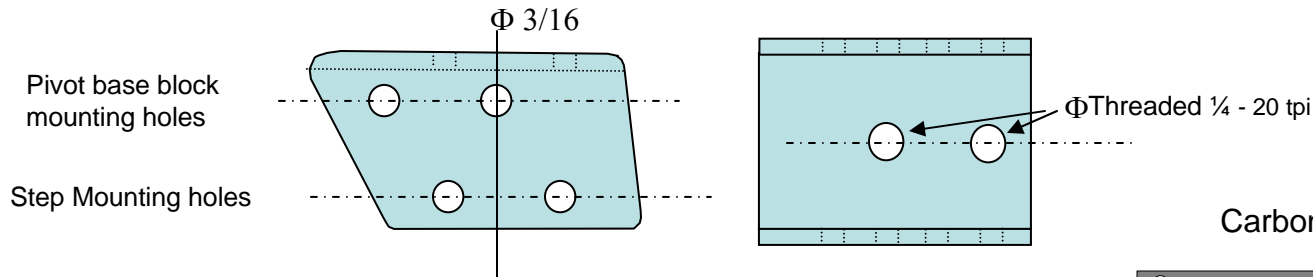


NYC SKIFFS Parts Diagram

Compass Adapter	Oct 13 2005
Compass Bracket	Jan 3 2006
Mast Step – Rev 2	Feb 8 2005
Diagram Not To Scale	


Swift Solo Downhaul/Compass adapter (Anodized Al. 6061-T6)



Notes

- 1 Drill Pivot Block base to 3/16" use 3/16 medium SS or Al Rivets
- 2 Punch out mandrill remainder of all rivets (may be dissimilar metals or magnetic).
- 3 Compass is accurate only when mounted within 20° of the vertical.  
Do not lean compass to port or starboard. Sail Flat!  
Do not mount within 2' or 0.6 m of magnetic objects. Use non-magnetic 316 SS materials near the compass

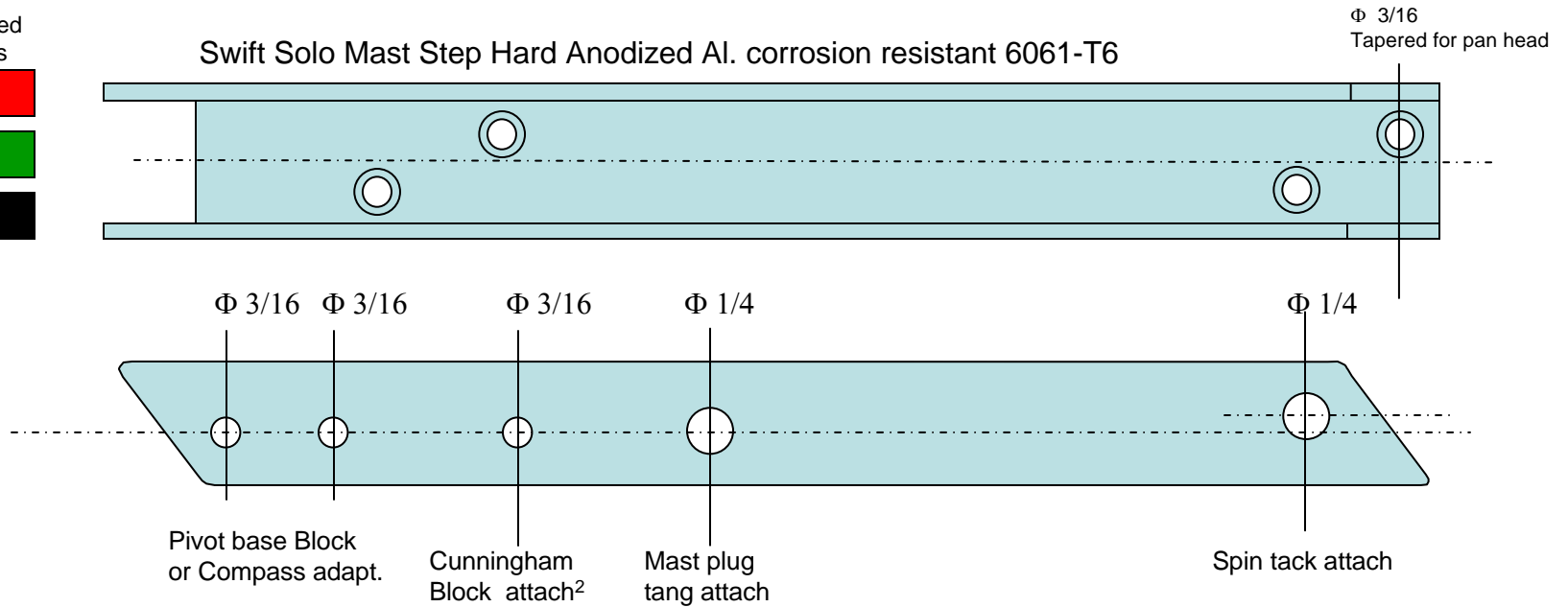
Carbon/Hybrid Compass Bracket



Anodized Colors



Swift Solo Mast Step Hard Anodized Al. corrosion resistant 6061-T6



Notes

- 1 Rings for clevis pins Fisheries Supply #28029 S.S. COTTER RING 1/2" ID, and 28028 S.S. COTTER RING 3/16" ID
- 2 Cunningham attach with clevis pin Fisheries Supply # 36767 3/16"F x 1-1/6"
- 3 Mast base and Spinn Tack attach with clevis pin Fisheries Supply # 36771 1/4"Φ x 1-1/8"